


2014+ BMW 535d, X3, and X5 diesels with SCR (DEF) delete, you must unplug the SCR controller


The general location of the SCR controller is inside the rear hatch. Lift the floor flap near the far back.



The floor flap is lifted up.

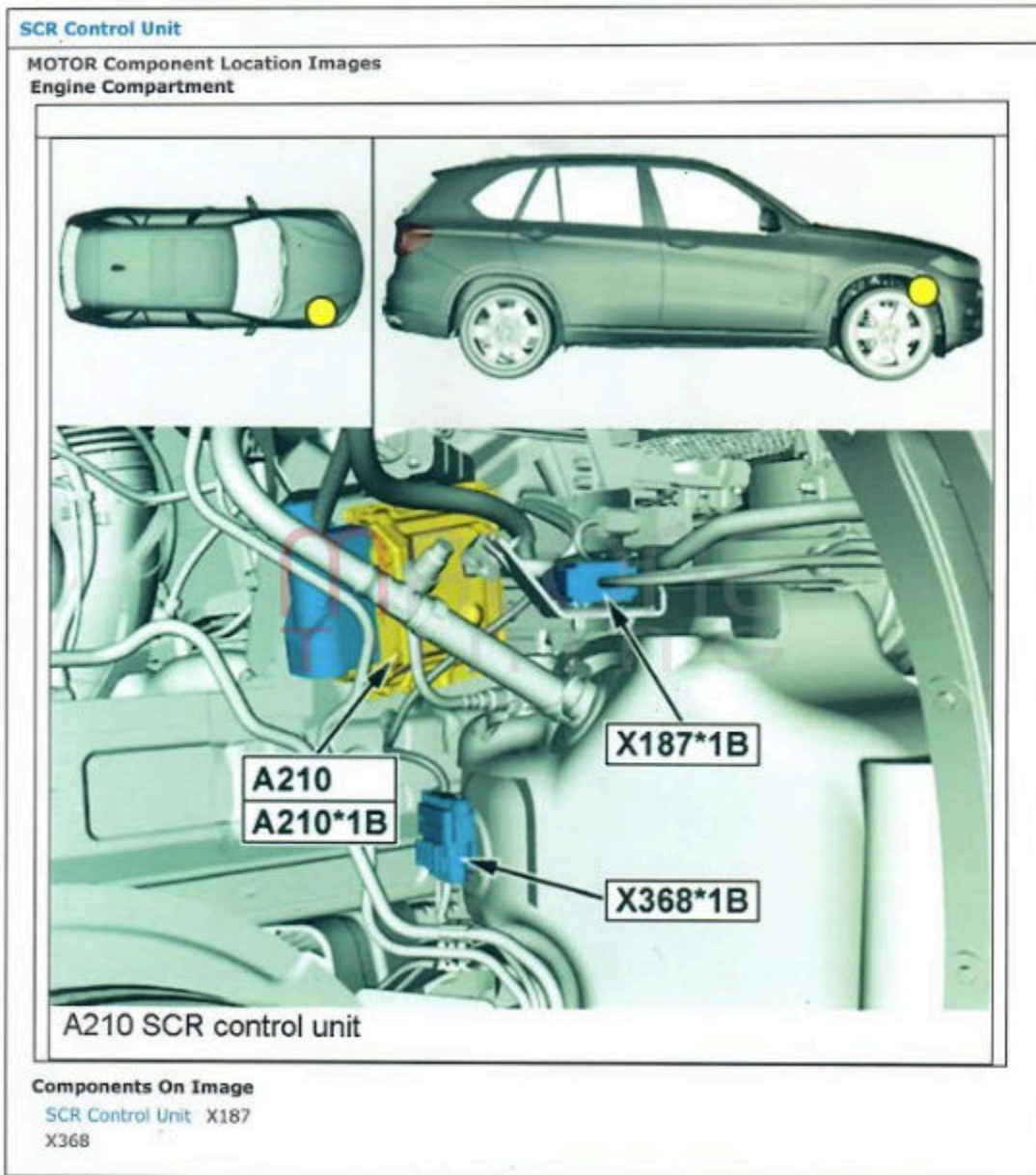


This is what the SCR controller looks like, and it is unplugged.



If the DPF is also deleted, then unplugging the DPF pressure sensor is recommended. The DPF downpipe must be gutted out, or replaced with an aftermarket downpipe.

For 2014+ BMW X5 diesels requiring SCR (DEF) delete, below is a picture of the alternative SCR controller location. This needs to be unplugged.



If a cluster message "Incorrect Fluid" or "Starts Remaining" message still appears after SCR removal, then do a battery reset to clear it.